

Overview of State Funded Services that Support Achievement of Employment Outcomes

Division of Mental Health and Addiction

DMHA-Supported Consumers' Work Status

	Female	Male	Total
Employed: Competitively employed (full or part time (includes Supported Employment))	13,017	8,333	21,350
Unemployed	10,277	8,115	18,392
Not In Labor Force: retired, sheltered employment, sheltered workshops, other (homemaker, student, volunteer, disabled)	24,251	15,905	40,156
Not Available	567	517	1,084
Total	48,112	32,870	80,982

SFY2018

Profile of Adult Clients by Employment Status: by Primary Diagnosis Reported

	Employed	Unemployed	Not in Labor Force	Status Not Available	Total
Schizophrenia and related disorders	1,332	2,674	8,912	188	13,106
Bipolar and Mood Disorders	13,898	11,854	24,378	642	50,772
Other Psychoses	161	274	555	14	1,004
All Other Diagnoses	5,959	3,590	6,311	240	16,100
Total	21,350	18,392	40,156	1,084	80,982

SFY2018

Adults with Serious Mental Illness (SMI) Served by CMHCs Receiving Supported Employment

	# Receiving Supported Employment	Total unduplicated # - Adults with SMI served	% receiving Supported Employment
Age 18-20	56	5,872	0.9%
Age 21-64	950	70,613	1.3%
Age 65-74	27	3,661	0.7%
Age 75+	5	836	0.6%
Total	1,038	80,982	1.2%

SFY2018

EMPLOYMENT FIRST IN INDIANA

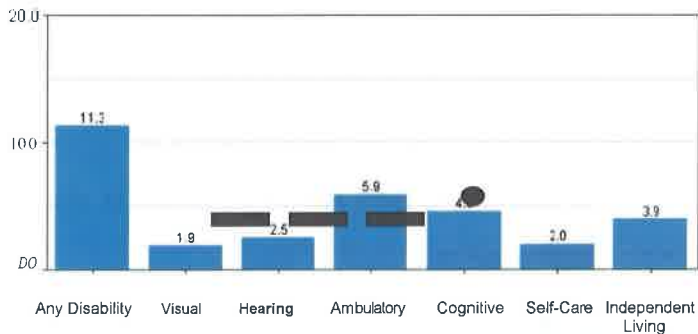
- 34.9% of individuals with disabilities aged 21 to 64 are employed.
- 77.8% of individuals *without* disabilities aged 21 to 64 are employed.
- 25,500 individuals aged 16 to 20 have a disability.
- 418,400 individuals aged 21 to 64 have a disability.
- 19.3% of individuals served in Community Mental Health Programs (CMHPs) in Indiana are employed.
- 68,400 individuals with disabilities aged 21 to 64 receive Supplemental Security Income payments.
- In 2012, VR obtained 4,729 jobs for individuals with disabilities in Indiana.

IN-APSE Statement on Employment First

“Employment First is integrated community employment at competitive wages as the first and preferred outcome for ALL people with disabilities.”

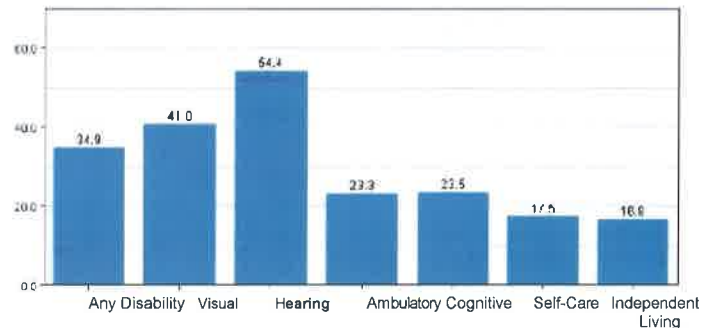
HOW MANY WORKING-AGE INDIVIDUALS HAVE DISABILITIES?

Prevalence Rates: Ages 21 to 64 (%)



Disability Type	%	MOE	Number	MOE	Base Pop.	Sample Size
Any Disability	11.3	0.38	418,400	14,340	3,714,500	36,387
Visual	1.9	3.29	72,100	6,120	3,714,500	36,387
Hearing	2.5	0.19	94,500	6,990	3,714,500	36,387
Ambulatory	5.9	0.28	217,800	10,510	3,714,500	36,387
Cognitive	4.6	.25	169,500	9,310	3,714,500	36,387
Self-Care	2.0	3.29	73,800	6,190	3,714,500	36,387
Independent Living	3.9	0.23	145,900	8,650	3,714,500	36,387

Employment Rates (%)



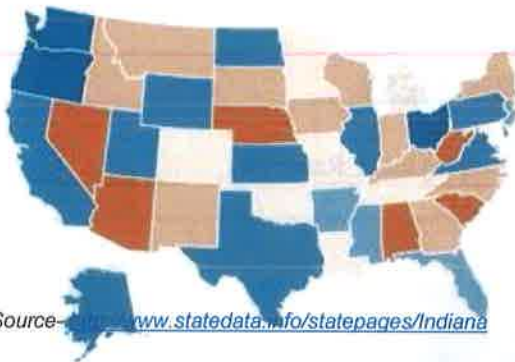
Disability Type	%	MOE	Number	MOE	Base Pop.	Sample Size
Any Disability	34.9	0.52	2,562,700	28,460	3,296,100	31,784
Visual	41.0	4.20	29,600	3,930	72,100	743
Hearing	54.4	3.71	54,100	5,170	94,500	1,005
Ambulatory	23.3	2.07	50,600	5,140	217,800	2,373
Cognitive	23.5	2.36	39,800	4,560	169,500	1,871
Self-Care	17.5	3.20	12,900	2,600	73,000	544
Independent Living	16.0	2.24	24,400	3,500	145,900	1,694

HOW MANY INDIVIDUALS PARTICIPATE IN INTEGRATED EMPLOYMENT SERVICES PROVIDED BY THE STATE ID/DD AGENCY?

	Indiana 2012		Nation 2012	
	NUMBER	PERCENT	NUMBER	PERCENT
Total in day and employment services	13,239		603,680	
Total in integrated employment services	2,210	17%	111,670	18%
Total funding for day and employment services	\$78,110,090.00		\$5,078,903,586	
Total funding for integrated employment services	\$43,440.00	6%	\$695,323,621	14%

EMPLOYMENT FIRST POLICIES

EMPLOYMENT FIRST ACROSS THE NATION



Source: www.statedata.info/statepages/Indiana

44 STATES

Have known Employment First activities over the past decade

32 STATES

Have formal policy activities in the format of Policy Directives, Executive Orders, or Legislation.

TYPE OF ACTION

- No Known Activity
- Activity, No Policy
- Directive
- Executive Order
- Legislation
- Legislation - Directive or Executive Order

Data Sources

2012 Disability Status Report Indiana, www.statedata.info
 StateData- The National Report on Employn
<http://www.statedata.info/datanotes/number-13>
<http://www.statedata.info/statepages/Indiana>

Our Mission:

IN-APSE is a membership organization that promotes and expands quality, community employment outcomes of choice for all people with disabilities

IN-APSE Employment First Statement: Statement for Indiana APSE advocating for Employment First available at <http://www.inapse.org/styles/inapse/defiles/Employment-First-Statement-10-10-14.pdf>

Learn more and connect with us at:



Website

www.inapse.org



IN-APSE

<http://www.facebook.com/INAPSE>



National APSE

<http://www.facebook.com/pages/APSE>



INAPSE

IN-APSE Stat